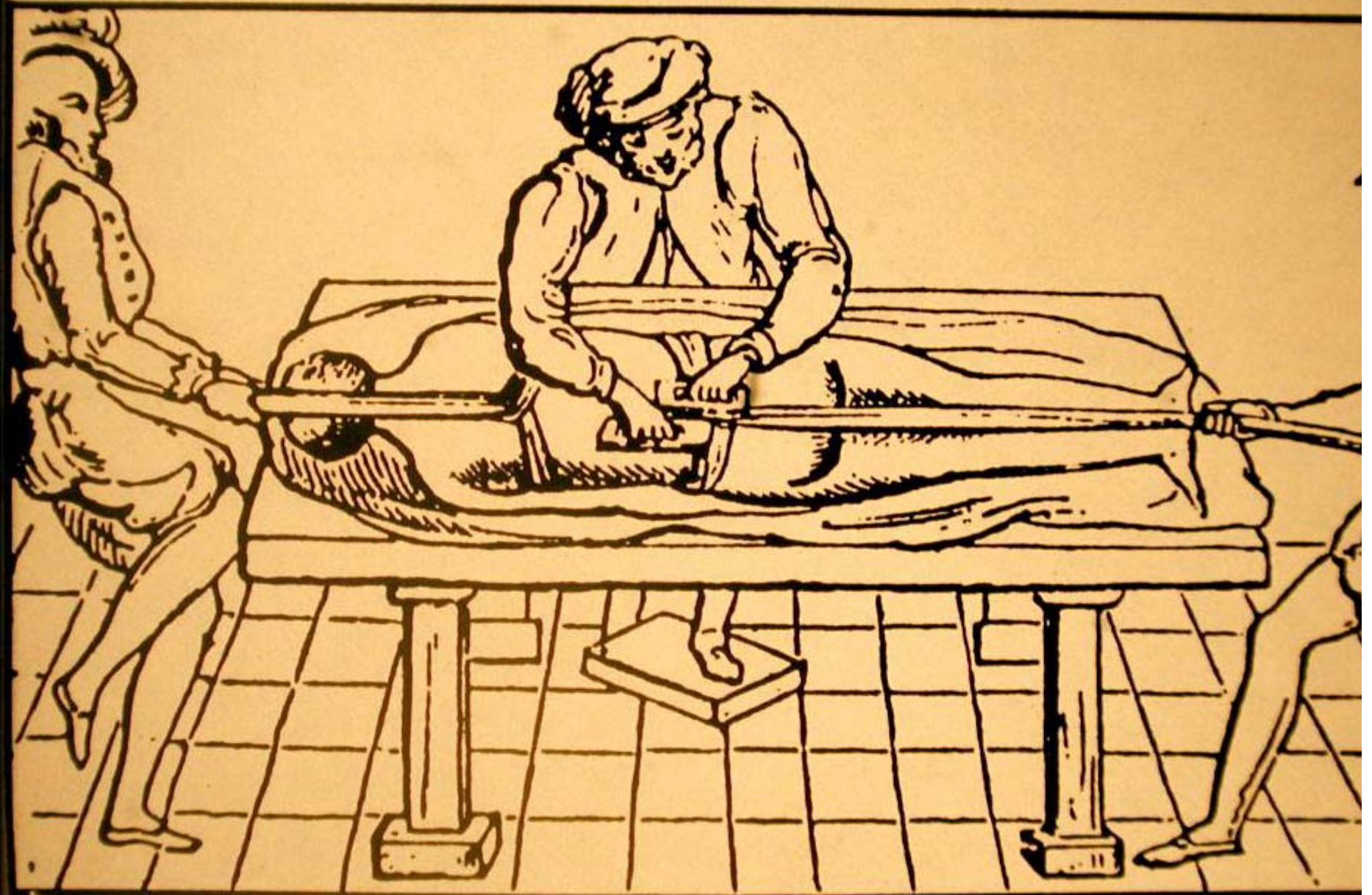


LA PROFESSIONE CHIROPRACTICA

COS' E'

LA CHIROPRACTICA ?






story cases, practitioners could even use the feature of this adjusting table (Fig. 1-5). It could be equipped with a wooden bar attached at one side either to a vertical post and or into a hole in the wall. Passing across the back of the patient from its arm could be pulled down on a small weight or thickness of cloth located on the side by the adjuster who, with an assistant or weight was needed, pressed the bar across the malpositioned vertebra (1928, pp. 297-301; Schiotz and Cyriax, 1971).

Hippocrates considered spinal manipulation when it was done with less specificity. He thought the adjustment could be done on a patient by sitting on the subluxation, by rocking up and down, or by mobilizing

Europe From Antiquity to the 19th Century

The influence of Hippocrates was immense. Although his method of succussion was not widely emulated, his method of adjusting vertebral subluxations using an adjusting table persisted for more than 2000 years. To the east this method became a part of Islamic medical practice. During the Middle Ages, Avicenna of Baghdad included this technique in his influential medical book, which helped diffuse it throughout the Middle East. At the end of the Middle Ages, a Latin translation of Avicenna's work was published in Europe, contributing to the renaissance of Western medicine. During the 16th century, the method of Hippocrates also appeared in the writings



Adjustment table
The technique of
is still practiced
today. (From
Surgeon's
1874. Courtesy
Library.)

LA PROFESSIONE CHIROPRACTICA

JOHANNIS SCULTETUS

(IN INGLESE 1674 & IN LATINO 1693)

SCRISSE IL LIBRO

"THE SURGEONS STORE - HOUSE"

LA PROFESSIONE CHIROPRACTICA

MONELL (1845)

“when acute Rheumatism attacks any part, the pain of that part is increased by pressure on the spine at that point from whence the nerves distributed to the diseased part arise.”

LA PROFESSIONE CHIROPRACTICA

J. EVANS RIADORE (1843)

(Fellow of the Royal College of Surgeons)

He demonstrated this point by noting that disorders of the digestive organs resulted from spinal nerve irritation exiting the intervertebral foramina at T6-T8. He also noted what we would today call "disc and facet degeneration" might be involved at those levels.

Treatment was to perform a spinal adjustment.

(cited in Schiotz and Cyriax, 1974, pp 71-71)

LA PROFESSIONE CHIROPRACTICA

TROFISMO

**"STATO DI NUTRIZIONE
DELL'ORGANISMO O DI UNA SUA
PARTE"**

def.: DIZIONARIO MEDICO USES (1981)

LA PROFESSIONE CHIROPRATICA

- **TUBERCOLOSI**

- **SIFILIDE**

LA PROFESSIONE CHIROPRACTICA

TUCSON (1841); BRODIE (1850)

NELL' OTTOCENTO I CHIRURGHI ERANO MOLTO PREOCCUPATI PER EVENTUALI FRATTURE PATOLOGICHE, CAUSATE DA UNA MANIPOLAZIONE, IN QUANTO PENSAVANO CHE LE VERTEBRE NON SAREBBERO ANDATE INCONTRO ALL' AUTOFUSIONE.

LA PROFESSIONE CHIROPRACTICA

THE FUNDAMENTAL HYPOTHESES OF
CHIROPRACTIC HAD BEEN REPEATEDLY
STATED IN THE MEDICAL LITERATURE
WELL BEFORE THE BIRTH OF
D.D.PALMER

(Terrett, 1987, p.32).


LA PROFESSIONE CHIROPRACTICA

CIRCA 25 ANNI DOPO

DANIEL DAVID PALMER

ESEGUIRA' IL PRIMO

"AGGIUSTAMENTO CHIROPRACTICO"



*D.D. Palmer, the Founder of Chiropractic,
1909.*



Harvey Lillard, a janitorial service owner, became the first chiropractic patient on September 18, 1895.

LA PROFESSIONE CHIROPRACTICA

COS' E'

LA CHIROPRACTICA ?

LA PROFESSIONE CHIROPRACTICA

Definizione come appare nella 27° edizione del Dorland's Medical Dictionary.

- "Una scienza diagnostica della neurofisiologia applicata basata sulla teoria che salute e malattia sono processi vitali correlati alla funzione del sistema nervoso.
- L'irritazione del sistema nervoso causato da agenti meccanici, chimici o psichici è causa di malattia; ripristino e mantenimento della salute dipendono dal buon funzionamento del sistema nervoso.
- La diagnosi chiropratica consiste nella identificazione delle *noxe irritanti* ed il trattamento consiste nella loro rimozione attraverso metodiche conservative."

LA PROFESSIONE CHIROPRACTICA

"SUBLUXATION"

UNA METAFORA

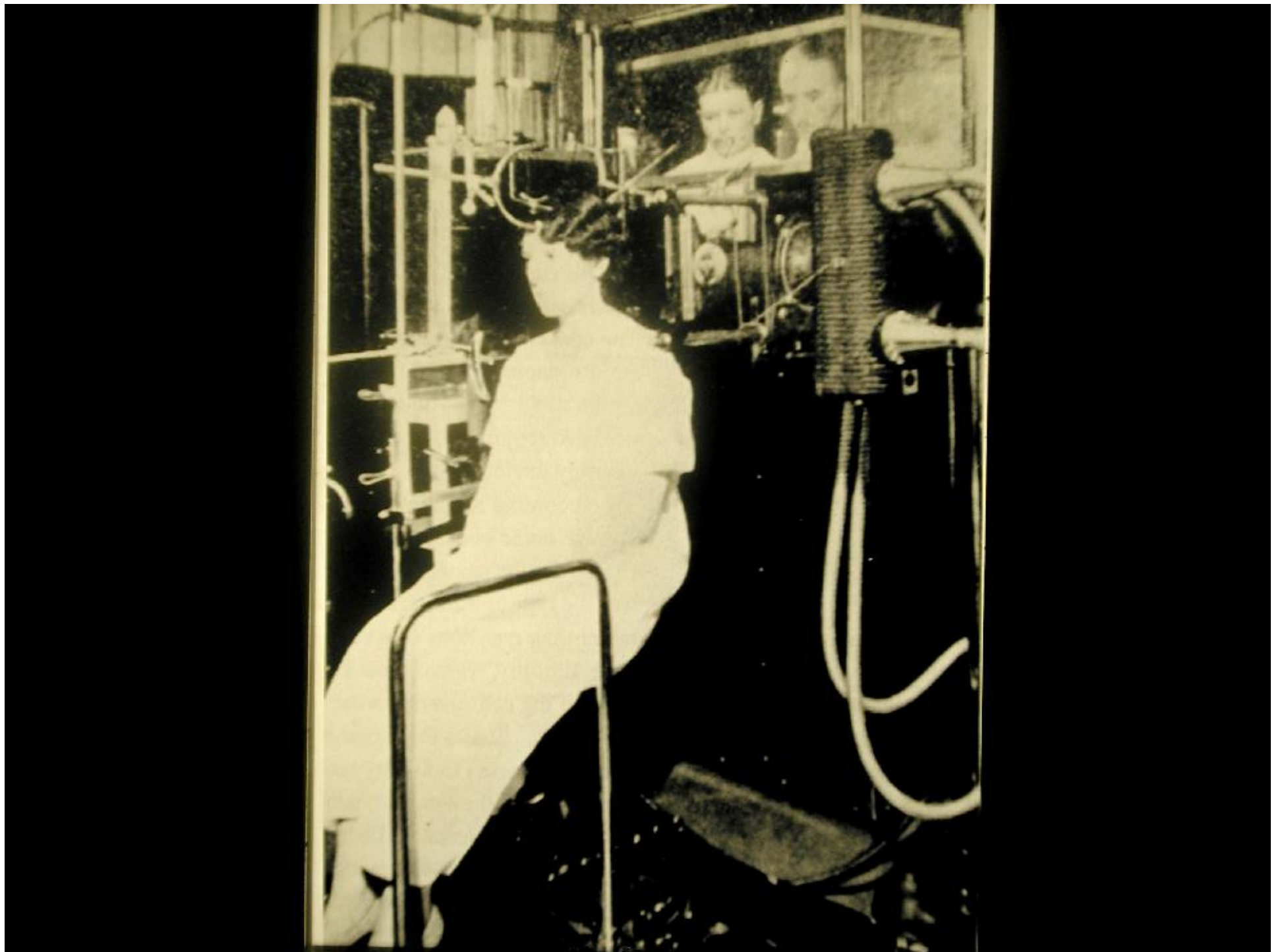
LA PROFESSIONE CHIROPRACTICA

SUBLUXATION: La Sublussazione perciò è un segmento vertebrale non lussato completamente (in senso medico), ma invece è metaforicamente associato ad una riduzione del movimento articolare che può portare a malattia. Il fattore che fa da tramite è il sistema nervoso.
(GAUCHER, 1986)



.D., B.J., Mabel Health Palmer, and early graduates.







B.J. Palmer consulting with patients in the B.J. Palmer Clinic, a clinic to which chiropractors in the field were encouraged to send patients who were not responding to normal care.

PROBLEMI DI SALUTE?

**consulta il
tuo dottore in
CHIROPRACTICA
prima che sia
troppo tardi !**





The Palmer School of Chiropractic (now Palmer College of Chiropractic) campus in Davenport, Iowa, circa 1910

FIRST ANNUAL CHIROPRACTIC LYCEUM

GIVEN AT "CHIROPRACTIC
FOUNTAIN HEAD" THE PALMER
SCHOOL OF CHIROPRACTIC

August 17th, 18th, 19th, 20th and 21st, 1914

COME AND BRING YOUR FRIENDS ALONG—EVERYTHING IS FREE



DR. B. J. PALMER
FOUNDAER, PRESIDENT

DR. J. M. HARRIS
VICE PRESIDENT

DR. C. E. HARRIS
VICE PRESIDENT

DR. J. M. HARRIS
VICE PRESIDENT

DR. J. M. HARRIS
VICE PRESIDENT

FACULTY OF THE PALMER SCHOOL OF CHIROPRACTIC—ALL GRADUATES OF THE PALMER SCHOOL OF CHIROPRACTIC



Dr. B. J. Palmer will lecture each night, in the P. S. C. Auditorium, choosing some subject from among the following:

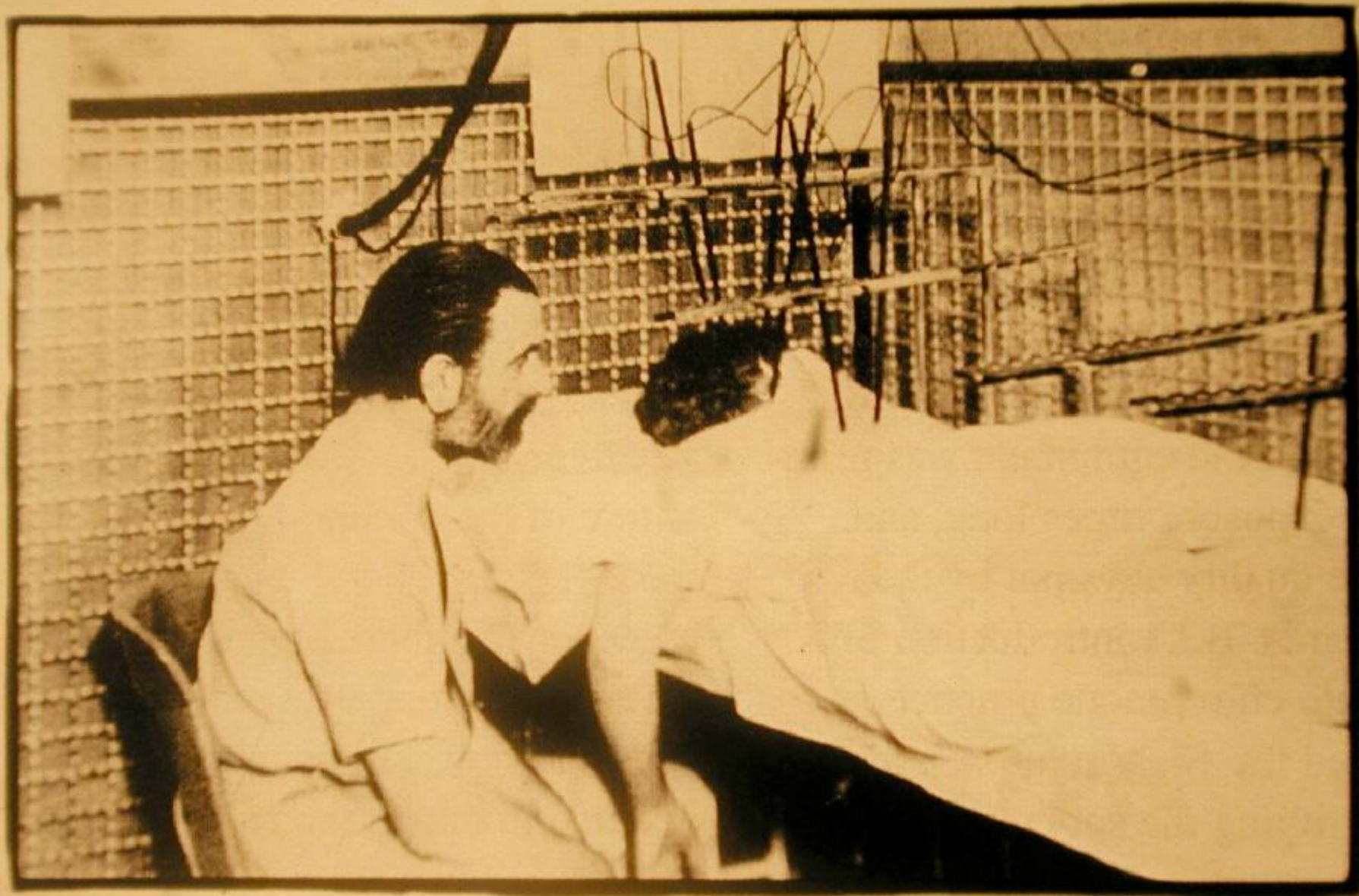
Chiropractors From All the World Will Be Present at This Great Gathering. Come and See!



Chiropractors
golden will
clear city
ans through
the springs
buildings
and depart-
ments both
before and
after each
session.


You who do
not understand
what school
has work in
chiropractic
and wish to
know more of
it.

CHIRO-
PRACTIC
SCHOOL
DALLAS



COURTESY PALMER COLLEGE OF CHIROPRATIC

B.J. Palmer performing an electroencephaloneuromyotimpograph reading in the grounded and shielded room at his clinic.



(COURTESY PALMER COLLEGE OF CHIROPRACTIC)

Neuroscelograph (NCCID) used in the R. I.



Clearview Sanitarium, an in-patient chiropractic psychiatric facility that operated in Davenport, Iowa from 1926 to 1961

Courtesy Palmer College of Chiropractic Archives, Davenport, Iowa.

LA CHIROPRACTICA

“Clinical data noting the development of tinnitus after transection of the auditory nerve or ablation of the cochlea implies that tinnitus has a central origin”

“Patients showed evidence for more widespread activation by the tones and aberrant links between the limbic and auditory systems”

“These abnormal patterns provide evidence for cortical plasticity that may account for tinnitus and associated systems” (PET scan measured CBF)

LA CHIROPRACTICA

Objective: To ascertain whether manipulation of the cervical spine is associated with changes in brain function.

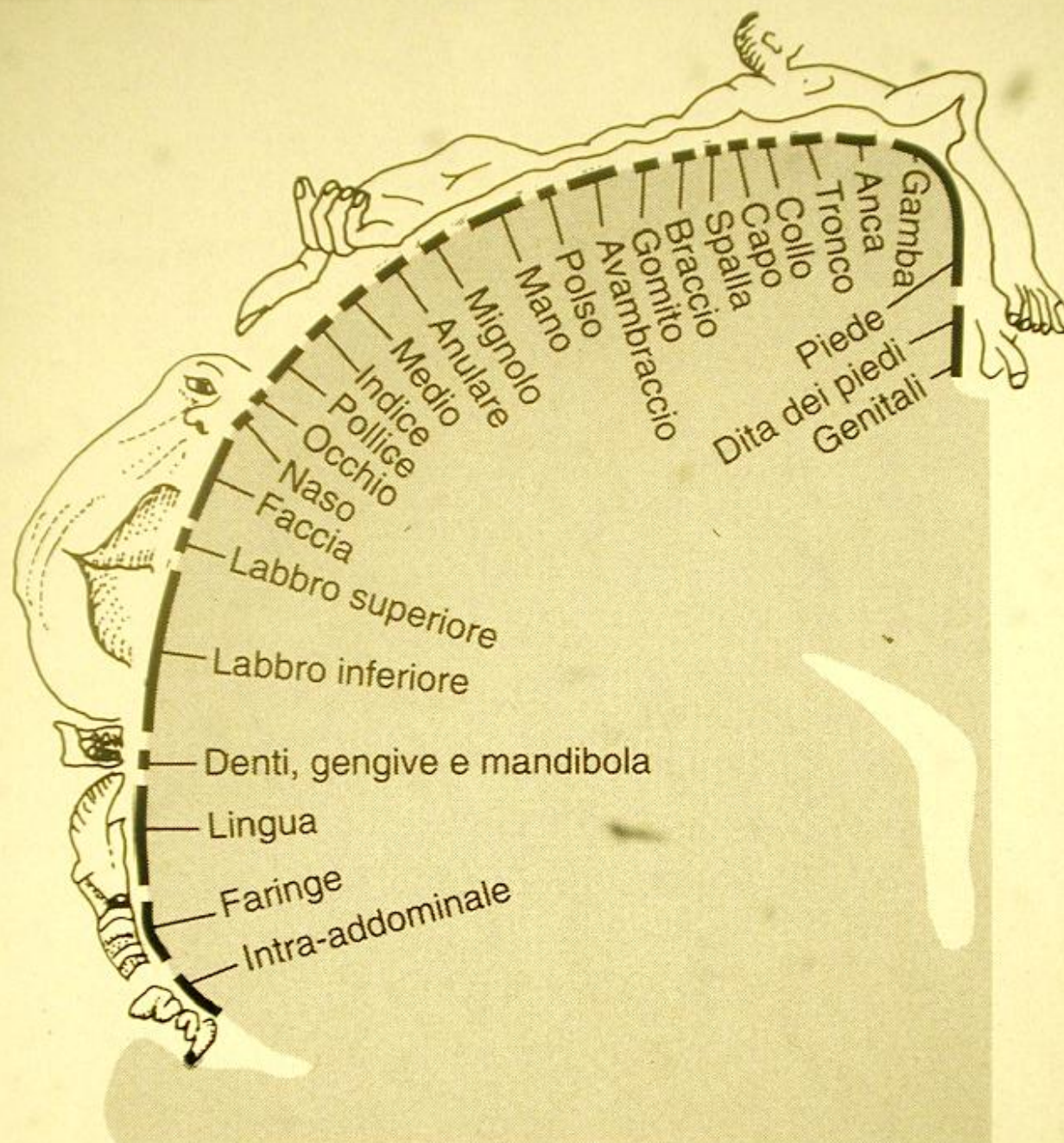
Outcome Measure: Use of blind-spot maps before and after manipulation.

Conclusions: Accurate reproducible maps of cortical responses can be used to measure the neurological consequences of spinal joint manipulation.

Manipulation may be associated with an increase or decrease in brain function depending on the side of the manipulation and the patient's cortical hemisphericity.

LA CHIROPRACTICA

Using electrical stimulation of DRG axons, myelination was possible through the reduced expression of a cell adhesion molecule critical for inducing myelination. The results suggest, myelination can occur in peripheral axons with schwann cells independent of glia activity. These affects on the schwann cells are dependent on the Frequency of Firing in the axon. (in vitro results)



Laterale

Mediale

LA CHIROPRACTICA

THE BODY IN THE BRAIN: Neural Bases of Corporeal Awareness

“Imitation of movements by neonates suggests an implicit knowledge of the body structure that antedates the adult body schema...”

“Dynamic aspects of the body schema are revealed by spontaneous sensations from a lost body part as well as by orderly phantom sensations elicited by stimulation of body areas away from the amputation line and even by visual stimulation.

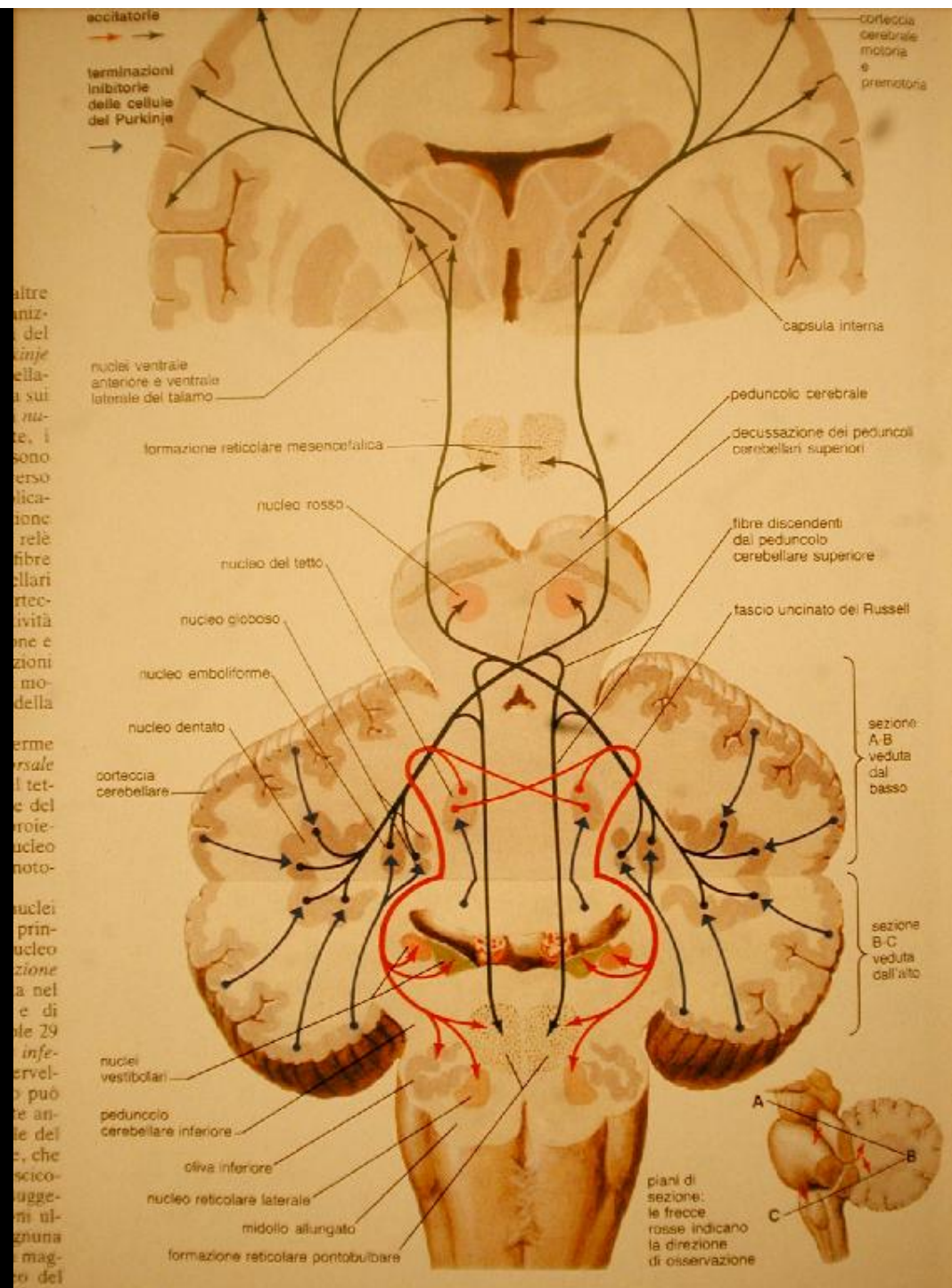
The mechanisms of the body schema exhibit stability, since some brain regions seem permanently committed to representing the corresponding body parts in conscious awareness and plasticity, since brain regions deprived of their natural inputs from a body part become reactive to inputs from other body parts...”

LA CHIROPRACTICA

Aim: to evaluate reorganization in the Motor Cortex of stroke patients that was induced with an efficacious rehabilitation treatment.

Methods: use of focal transcranial magnetic stimulation to map the cortical motor output of a hand muscle on both sides in 13 stroke patients in the chronic stage of illness before and after a 12 day of constraint-induced movement therapy.

Conclusion: this is the first demonstration in humans of a long-term alteration in brain function associated with a therapy - induced improvement in the rehabilitation of movement after neurological injury.



LA CHIROPRACTICA

“ The findings suggest that sensory input does have a substantial effect on efferent function and sensation ”
(Slosberg, D.C., JMPT; 1988)

LA CHIROPRACTICA

“ SI RITIENE CHE LA RIDOTTA FUNZIONALITA' DELLA MEMORIA POTREBBE SPIEGARE I PROBLEMI COGNITIVI NONCHE' LE REAZIONI SECONDARIE NEUROTICHE ”

LA CHIROPRACTICA

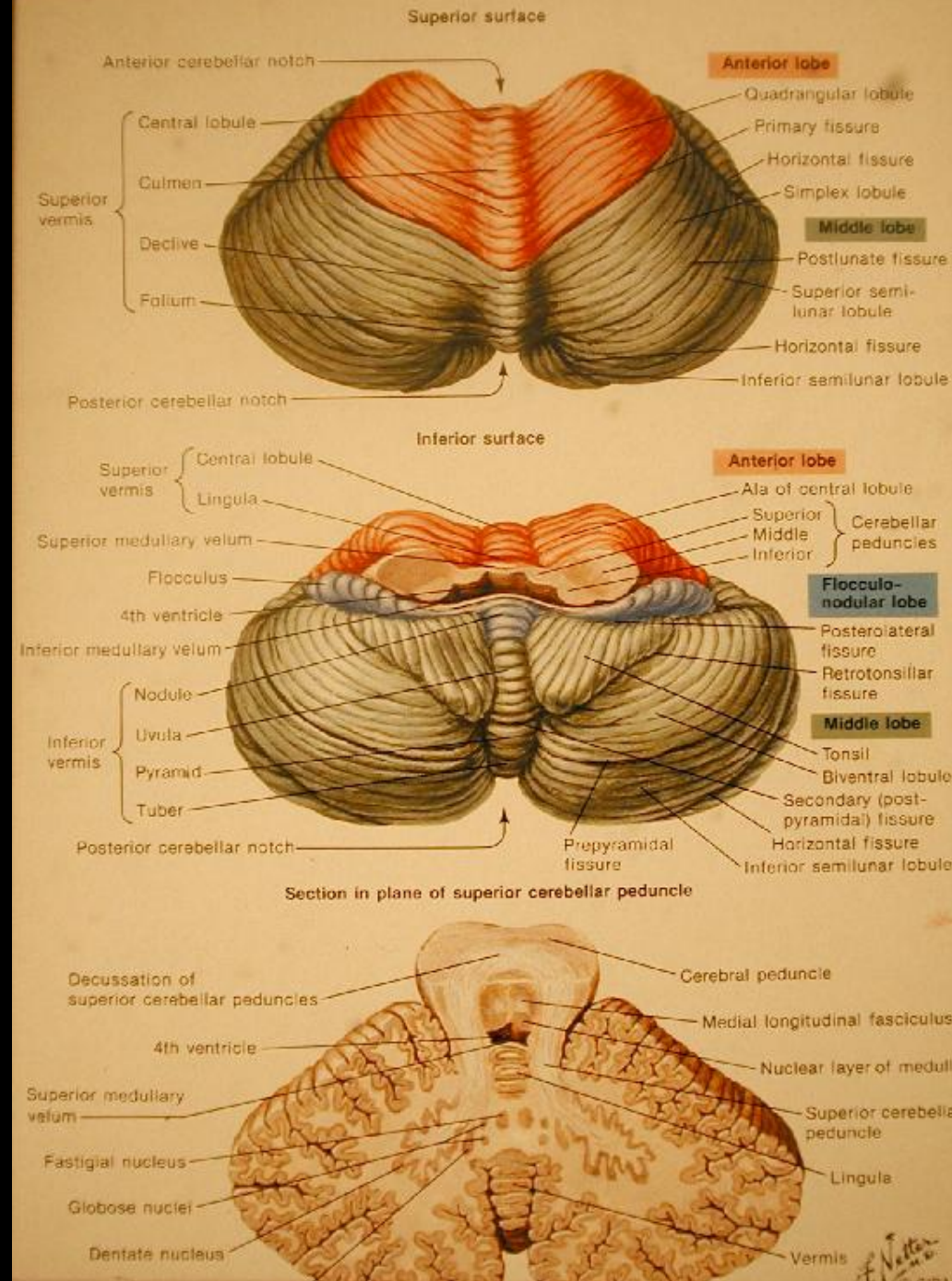
“Clinical, neuroanatomic, neurobehavioral, and functional brain-imaging studies suggest a role for the cerebellum in cognitive functions, (of learning, spatial encoding, visual discrimination and visual attention) including attention” “A cerebello-thalamo-prefrontal circuit dysfunction may subserve the motor control, inhibition, and executive function deficits encountered in ‘Attention-Deficit Hyperactive Disorder’ (ADHD)”

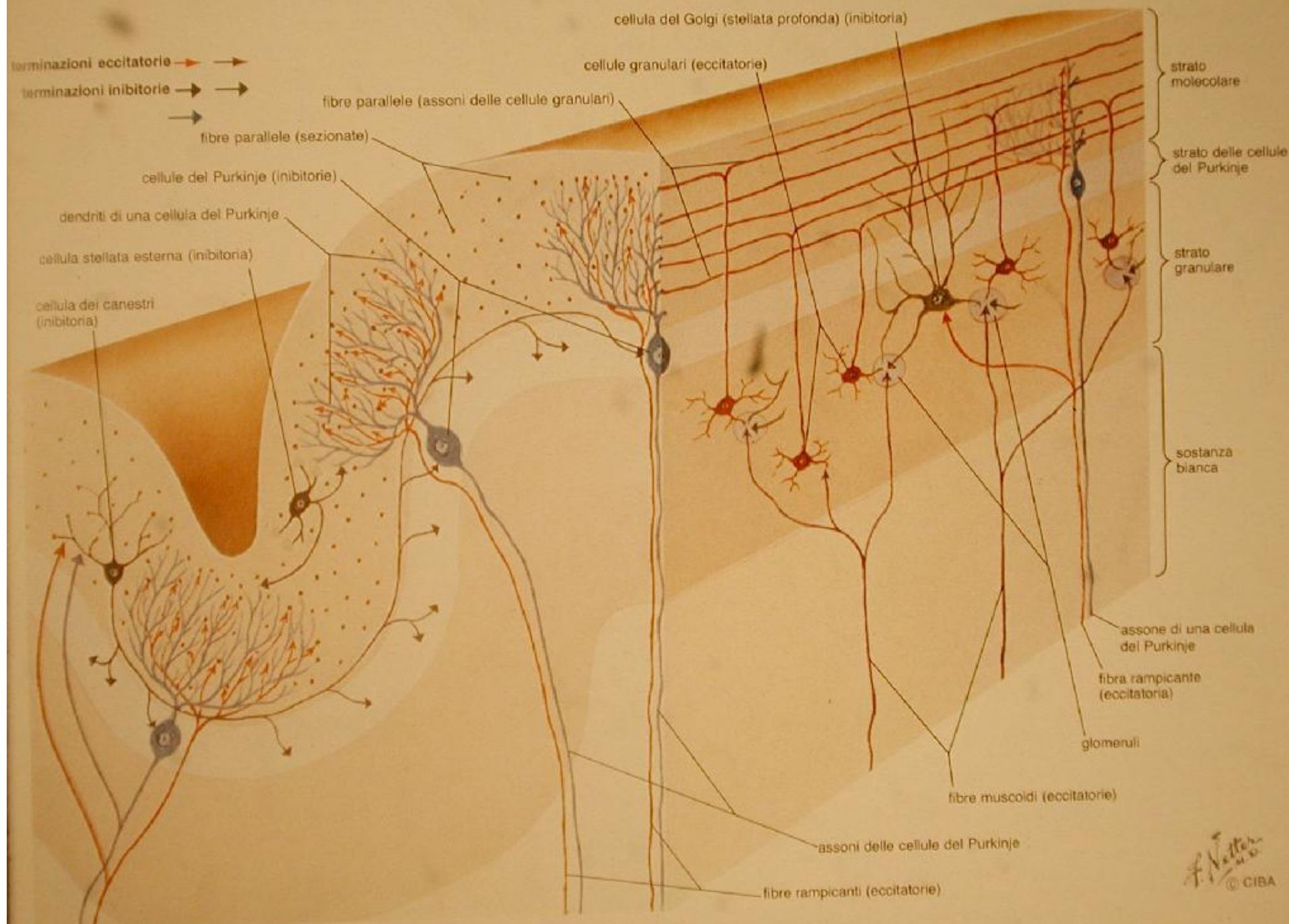
LA CHIROPRACTICA

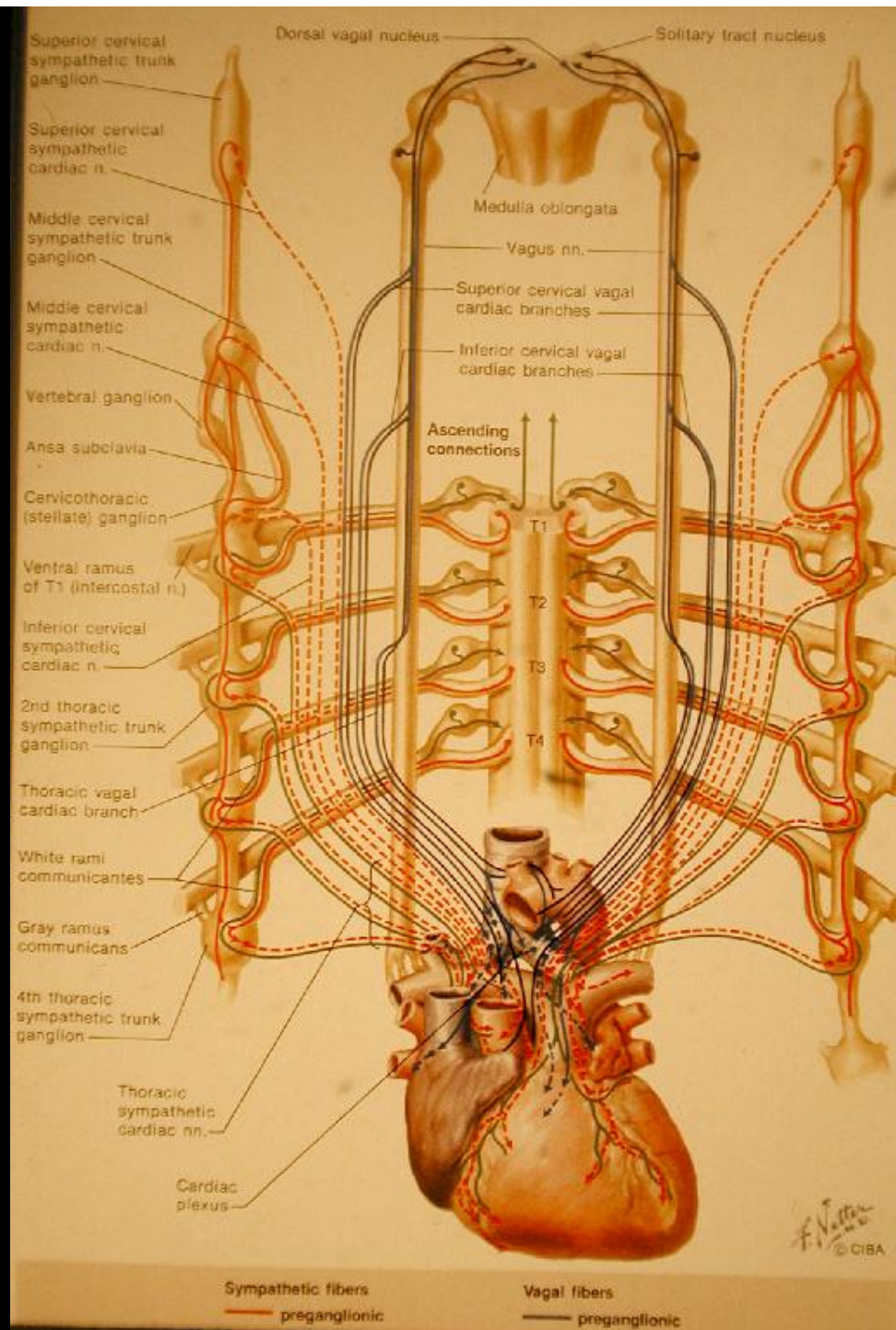
“The Dentate Nucleus has facilitatory effect on the generation of BP (Bereitschaftspotential) and NS (negative slope)”

“BP and NS preceeding voluntary finger movement ipsilateral to the lesion were absent or markedly reduced in amplitude in those case of Dentate Nucleus Lesions”

Cerebellum







LA CHIROPRACTICA

Functional Tachycardia or Premature Beats in Neurocirculatory Asthenia, Symptoms of Sympathetic Irritation in Cervical Radicular Syndrome, Hyperkinetic Syndrome with positive exercise test, Long Q-T Syndrome, the classic troubles of Sympathetic Origin in Pheochromocytoma and the “Vegetative Storm” in Cerebral Damages or excessively stressful situations” may be included in the SYMPATHETIC HYPERFUNCTION SYNDROME. Of greater clinical interest is the CERVICAL RADICULAR SYNDROME with sympathetic irritation.....

LA CHIROPRACTICA

Objective: To determine possible sites of therapeutic action of vagus nerve stimulation (VNS) by correlating acute VNS induced regional cerebral blood flow (rCBF) alterations and chronic therapeutic responses.

Background: "VNS acutely induces rCBF alterations at sites that receive vagal afferents and higher order projections, including dorsal medula, contralateral somatosensory cortex, thalamus and cerebellum bilaterally and several limbic structures (hippocampus and amygdala)"

Conclusions: Increased thalamic synaptic activities probably mediate some antiseizure effects of VNS.

LA CHIROPRACTICA

Article Abstract: “We report four patients with refractory epilepsy who experienced VENTRICULAR ASYSTOLE INTRAOPERATIVELY during initial testing for implantation of the vagus nerve stimulator.

Conclusions: Acute intraoperative vagus nerve stimulation may create VENTRIULAR ASYSTOLE in humans. Extracorporeal cervical vagus nerve stimulation testing with continous EKG monitoring before generator implantation is warranted.

LA CHIROPRACTICA

DOLORE :

LA PERCEZIONE DI UNA
SENSAZIONE SPIACEVOLE, DI
AVVERSIONE, CHE VIENE
AVVERTITA A LIVELLO DI UNA
REGIONE SOMATICA.

LA CHIROPRACTICA

ALLODYNIA :
DOLORE DOVUTO AD UNA
STIMOLAZIONE CHE
NORMALMENTE NON PROVOCA
DOLORE



LA CHIROPRACTICA

THE NEURON THEORY :

“THEORETICAL BASIS FOR THE ROLE
PLAYED BY THE CENTRAL NERVOUS
SYSTEM IN THE CAUSES AND CURES
OF ALL DISEASES ”

(Medical Hypothesis - 1994 43:285-302) (Lee, TN)

LA CHIROPRACTICA

LA TEORIA NEURONALE :

QUESTI STATI DI MALATTIA CRONICI POSSONO ESSERE GUARITI TRAMITE TECNICHE MEDICHE MODERNE (CHIROPRACTICA, AGOPUNTURA, OMEOPATIA, ECC.), APPLICATE IN MODO RIPETITIVO PER DISABITUARE IL SISTEMA NERVOSO CENTRALE DAL SUO STATO PATOLOGICO CRONICO.

LA CHIROPRACTICA

Results: “With double magnetic stimulation, facilitatory phenomena were absent in fibromyalgic patients and the inhibitory responses recorded with a delay of 155 ms were reduced.”

No significant differences were noted between FM and RA patients.

Conclusions: The study demonstrated motor cortical dysfunction in patients with fibromyalgia involving excitatory and inhibitory mechanisms. This indicates motor cortical involvement and supports the hypothesis of aberrant central pain mechanisms. The absence of difference between FA and RA suggest that the lesions were not specific and could be related to chronic pain disorders within the central nervous system.

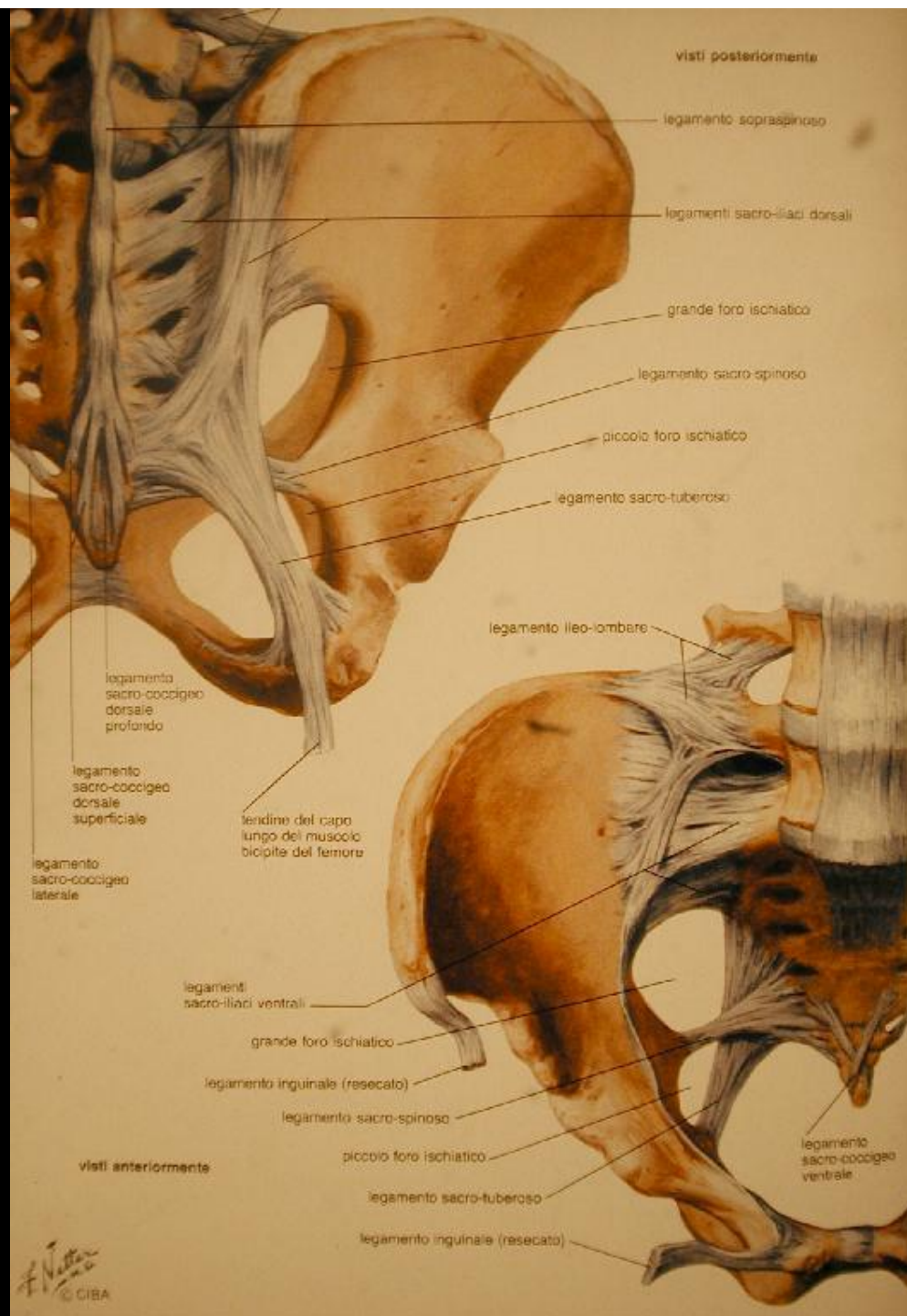
LA CHIROPRACTICA

Conclusions (continued): We hypothesize that basal ganglia disturbances observed with rCBF (Mountz et al., 1995) in FM may be responsible for our results since these neuronal structures influence motor cortical circuitry.


These results support the hypothesis of an aberrant central pain mechanism in FM.

(Mountz JM et al., Fibromyalgia in women. Abnormalities of regional cerebral flow in the thalamus and the caudate nucleus are associated with low pain threshold levels.

Arthritis Rheum 1995; 7: 926 – 938)



舉索吊縣用法



I Tzung Chin Chien